

Fluid Handling Equipment

Complete Range Guide



W: goind.co.nz | P: 0800 688 700 | E: sales@goind.co.nz

RELIABLE GEAR FROM RELIABLE PEOPLE

GO Industrial is a forward-thinking industrial equipment supplier. We have embraced technology to bring you a professional, fast and cost effective way to source what you need for your workshop, warehouse, farm or production line.

At GO we believe that business does not have to be complicated. Communicate with the customer, supply a quality product at a competitive price, and deliver the product quickly and efficiently. Oh, did we mention communicate with the customer!!

GO Industrial is proud to be a customer-centric business, and we believe that we understand the value of treating those how we in turn would like to be treated.

We are all about providing you with reliable equipment. You have a choice where to buy your equipment requirements. Why GO? Our people are our point of difference. Our people are friendly, respectful, knowledgeable and most importantly, reliable.

We want your buying experience to be seamless and informative. GO Industrial values responsiveness, it is all about informing you of where your order is at all times. We have the systems, processes and people to deliver you a great buying experience.

We have been doing this for more than 20 years. We can help you choose the right equipment for your application. We are here to help. If we can't assist, we will point you in the right direction.



**“Reliable” –
consistently
good in quality
or performance;
able to be trusted**

goind.co.nz



EV – DC FAST CHARGERS

GO Industrial is at the forefront of the fast charging infrastructure needed to support the growing Electrical Vehicle (EV) revolution. We have partnered with Tritium, the Brisbane based pioneer in the development of EV DC Fast Chargers. DC Fast Chargers reduce range anxiety and charging time, making EV charging more equivalent to filling up at a service station

Tritium have developed unique liquid cooled, IP65 rated charger technology that delivers reliability whilst minimising the charger footprint. Significant investment has been made in the Tritium Pulse market leading telemetry data stream accessible through the iFUEL® Cloud

Leveraging our extensive commercial customer base, GO Industrial has commenced an intensive program to provide an infrastructure of convenient EV charging points decoupled from service station locations

GO Industrial holds Electrical Contracting Licenses for New Zealand. We can offer a complete turnkey design, supply, install and maintenance service for your EV charging infrastructure.



The auto industry will change more in the next 5 to 10 years than it has in the last 50 – Mary Barra, CEO of General Motors



RTM | 75kW DC fast charger

The RTM is an all-in-one charging solution for tight spaces that can grow with your needs. Its compact footprint is perfect for a variety of use cases, from retail and hospitality to public charging networks to dealerships and fleets. It can be upgraded from 50kW to 75kW to meet charging demands and site power availability.

Key features

- Modular design makes upgrades and maintenance simple
- All-in-one design reduces infrastructure costs
- Liquid cooling improves longevity and lowers total cost of ownership
- Weather sealed (IP65 rating) for use in the most demanding environments
- Cable management system makes charging easy and keeps cables safe



PKM | 150kW DC fast charger

The PKM system was designed to be a flexible, scalable fast-charging solution with a low total cost of ownership. It uses a distributed network of shared power, allowing up to four chargers to connect to a single power cabinet (rectifier). Its compact footprint is perfect for a variety of use cases, from retail and hospitality to public charging networks to fleets and heavy commercial vehicles.

Key features

- Delivers up to 150kW power per charging station
- Fewer power cabinets lowers infrastructure costs
- 950V DC grid cabling saves thousands on installation
- Liquid cooling improves longevity and lowers total cost of ownership
- Weather sealed (IP65 rating) for use in the most demanding environments



EV – AC CHARGERS

Mixing AC and DC charging for Electrical Vehicles (EV) proves to be a practical solution for drivers. AC charging is more widely available and less expensive than DC charging, while the latter provides faster charging times. AC charging is more commonly used for daily charging needs and DC charging for long-distance travel or when fast charging is required. This allows EV drivers to take advantage of the convenience and accessibility of AC charging for daily charging needs, while still having the option to use DC charging for fast charging when necessary.

AC chargers are ideal for use at home, in the workplace or in fact anywhere where your vehicle may be parked for a period of time. GO Industrial has partnered with Schneider Electric to provide a range of Home and Industrial AC Chargers.

EVlink Pro AC enables highly reliable, flexible, and sustainable smart charging for buildings, optimising energy consumption, maximising uptime and efficiency, and ensuring a seamless user experience for drivers.





EVlink Home

EVlink Home allows a convenient charge of the vehicle at home without impacting the power availability. Simple and easy-to-install charger that ensures the right charge of your EV minimizing any peak impact, and avoiding power overruns or any penalties associated, at an affordable price.

- Available in 1P: 3.7kW or 7.4kW & 3P: 11kW
- Wall mounted / Pedestal mounted
- Attached cable 5m or Type 2 socket
- Certification IEC 61851-1 Ed. 3.0
- Impact protection rating IK10
- Ingress protection IP54(attached cable) & IP55 (Socket version)
- Compatibility with Home anti-tripping system



EVlink Pro 1 Phase

EVLink Pro is designed for multifamily, work, and destination applications, the EVlink Pro AC provides reliable, flexible, and sustainable smart charging, with reinforced safety features to maximize uptime. The result is a seamless user experience for EV drivers and installers.

- Connected - Advanced connectivity & interoperability
- User Friendly - Simple & intuitive to install, commission, use, operate & maintain
- Sustainable - Sustainable product, Green Premium labelled.
- Reliable - Robust tested and certified products by 3rd party (IEC 61851 ed3)
- Safe Compliant - Reinforced safety thanks to embedded protection
- Flexible - Scalable, interoperable, modular & customizable look and feel



EVlink Pro 3 Phase

Unit Features

- 180°Adjustable intensity LED
- Multiple users thanks to RFID/NFC reader
- Flexibility with T2 attached cable or T2S Socket
- Separated power & communication cable paths at the rear of the unit
- Customizable front face
- IP55 and IK10 rated for Indoor and Outdoor installation
- Digital Inputs
- Modbus connector
- Embedded 4G modem with 2 internal antennas
- Dip Switch
- 2x Ethernet ports OCPP
- eSetup app for fast and intuitive commissioning

Our Self Bunded Tanks are designed for Safe, Environmentally Responsible Storage and Dispensing of Adblue, Aviation Fuels, Diesel, Petrol, Lubricants, or Waste Oil.



AUXILIARY SELF BUNDED TANKS FOR GENERATORS

Most generators provide sufficient diesel fuel storage to run for approximately 8 hours. We provide a wide range of Self Bunded storage solutions to extend the running time of your generator.

The GO Industrial BOX range of Self Bunded Tanks is perfect to extend the running time of your generator. When coupled with our Hose Kit, featuring an engineered suction spear, quick connect fittings and 1/2" x 10m Suction and Return Hoses, the BOX Self Bunded Tank provides a plug and play site solution for extended operations of your generator.

GO Industrial Containerised Self Bunded Tanks can be used to provide bulk diesel storage for large generator power station facilities. Our experienced team can provide an engineered bulk fuel facility design for your large power generation project.



Generator Day Tank



Generator Self Bunded Base Tank



We provide a wide range of Self Bunded storage solutions to extend the running time of your generator.

FLEET REFUELLING

We provide a comprehensive range of environmentally compliant Self Bunded bulk fuel storage and dispensing equipment packages to suit businesses of all sizes. From hire company yards to mine sites, GO Industrial has extensive experience with specifying, assembling and deploying an innovative range of petroleum equipment solutions.

Moving your road fleet from service station to home base refuelling reduces the cost of your fuel purchases and increases control over your fleet operations. Our innovative range of iFUEL® Electronic Fluids Management hardware and cloud based software provides you with the tools needed to fully reconcile your fuel usage.

Modern Common Rail diesel engine technology demands clean fuel. GO Industrial has a particular focus on packaging filtration equipment to ensure the delivery of clean fuel to keep your fleet operating reliably.



STORE Self Bunded Tank



Tank Air Breather Filtration



Our Self Bunded Bulk Fuel solutions reduces the cost of your fuel purchases and increases control over your fleet operations



BOX

The GO BOX Self Bunded Tank range is a comprehensive range of smaller capacity Self Bunded tanks designed for the transport and storage, dispensing, metering and filtration of Diesel, Petrol, Lubricants and Waste Oil. This economical yet robust range of Self Bunded Tanks are fully baffled, and feature fully certified crane lifting lugs, rated to lift tanks up to 6600L, full of product.

CODE	CAPACITY	SAFE FILL LEVEL	LENGTH (mm)	WIDTH (mm)	HEIGHT (mm)	EMPTY WEIGHT	FULL WEIGHT
BOX-0.25	250L	240L	562	558	1,141	300kg	540kg
BOX-0.66	660L	600L	1,374	1,086	810	488kg	1,088kg
BOX-1.1	1,100L	1,000L	1,374	1,086	1,270	594kg	1,594kg
BOX-2.25	2,250L	2,000L	2,294	1,086	1,270	885kg	2,885kg
BOX-3.3	3,300L	3,000L	2,294	1,546	1,270	1,096kg	4,096kg
BOX-4.5	4,500L	4,000L	2,294	2,084	1,270	1,330kg	5,330kg
BOX-5.5	5,500L	5,000L	2,496	2,294	1,270	1,530kg	6,530kg
BOX-6.6	6,600L	6,000L	2,966	2,294	1,270	1,809kg	7,809kg
BOX-8.8	8,800L	8,000L	3,916	2,294	1,270	2,170kg	N/A
BOX-11	11,000L	10,000L	4,876	2,294	1,270	2,689kg	N/A



STORE

The GO STORE is a small footprint Self Bunded tank designed for home base refuelling applications. The GO STORE features an integrated bunded pump bay housing which is designed to store, and indeed secure, the dispensing equipment when not in use. This Self Bunded tank is designed and approved to AS1940 and AS1692

CODE	CAPACITY	SAFE FILL LEVEL	LENGTH (mm)	WIDTH (mm)	HEIGHT (mm)	WEIGHT (kg)
STORE-5.5	5,500L	5,000L	2,950	1,140	2,550	1,820
STORE-11	11,000L	10,000L	2,950	2,300	2,550	3,280
STORE-16	16,000L	15,000L	3,950	2,300	2,550	4,040




CONTAINERISED

The GO Containerised Self Bunded Tank Range is designed and approved as a standard intermodal shipping container footprint. This comprehensive range of Self Bunded tanks are supplied CSC plated, allowing any of the tanks to be shipped Road, Rail or Sea as a standard container.

CODE	CAPACITY	SAFE FILL LEVEL	LENGTH (mm)	WIDTH (mm)	HEIGHT (mm)	WEIGHT (kg)	CONTAINER FOOTPRINT	INTEGRATED PUMP BAY
CON-12	12,000L	10,100L	3,000	2,438	2,896	4,500	10FT HIGH CUBE	Yes
CON-18	18,000L	16,250L	3,000	2,438	2,896	4,500	10FT HIGH CUBE	No
CON-30	30,000L	27,000L	6,058	2,438	2,896	7,500	20FT HIGH CUBE	Yes
CON-38	38,000L	33,500L	6,058	2,438	2,896	7,500	20FT HIGH CUBE	No
CON-69	69,000L	65,000L	12,192	2,438	2,896	14,500	40FT HIGH CUBE	Yes
CON-75	75,000L	71,500L	12,192	2,438	2,896	14,500	40FT HIGH CUBE	No
CON-80	80,000L	76,000L	14,630	2,438	2,896	15,925	48FT HIGH CUBE	Yes
CON-110	110,000L	106,500L	14,630	3,000	3,200	21,100	BREAK BULK	Yes



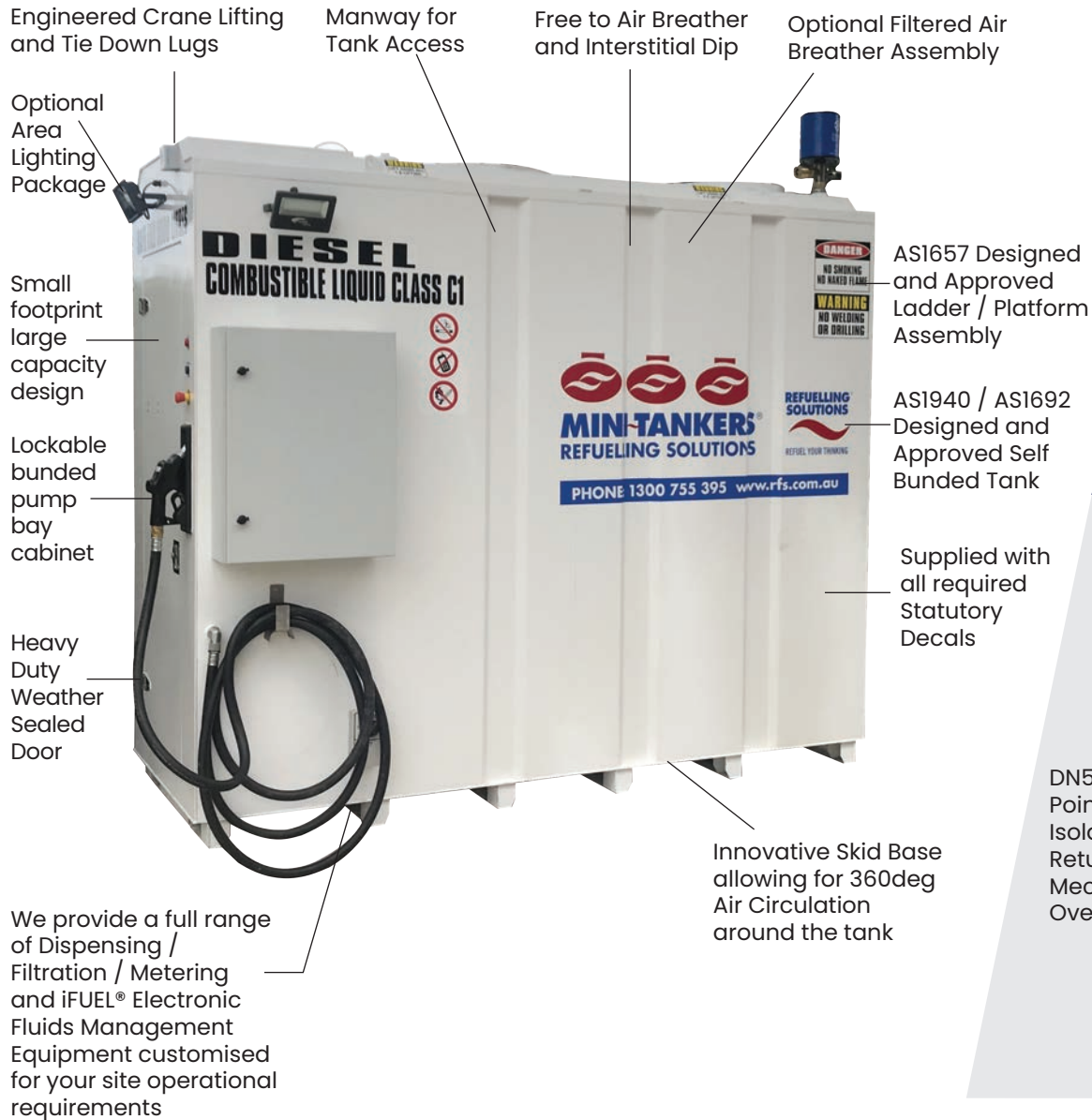
BOX SELF BUNDED TANK




WHAT'S UNDER THE LID




STORE SELF BUNDED TANK



INTEGRATED LADDER / PLATFORM ASSEMBLY




WHATS BEHIND THE DOOR



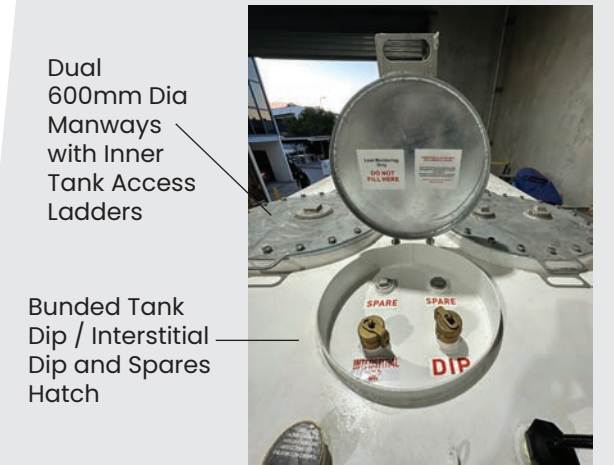


CONTAINERISED SELF BUNDED TANK



GO CON-12 Containerised Self Bunded, CSC plated as a 10FT Container

A LOOK ON TOP



Dual 600mm Dia Manways with Inner Tank Access Ladders

Bunded Tank Dip / Interstitial Dip and Spares Hatch

BUNDED LOCKABLE PUMP BAY



CONTAINERISED DIESEL / ADBLUE SELF BUNDED TANK



CON-AB30



CON-AB65

The GO CONTAINERISED DIESEL / ADBLUE Self Bunded Tank Range is a Containerised Self Bunded Tank manufactured with two compartments. One compartment is for Diesel storage, the second, fully 304 Stainless Steel compartment, is for Adblue storage.

We are able to fully customised the location within the tank footprint of the respective Diesel and Adblue Compartments. In addition we are able to customise the respective compartment volumes in order to ensure that the GO Containerised Diesel / Adblue tank suits your specific site requirements.

FEATURES

Approvals - Designed and approved to ULI42, ULC-S601, BS799, AS1940, AS1692, AS1657

Container Footprint - Manufactured to standard 10ft, 20ft, 40ft and 48ft container footprint. The largest model available is our CON-AB110 featuring up to 105,000L of combined Diesel / Adblue safe fill level storage

CSC Plated - CSC Plated as a Standard Shipping Container. Can be transported via Sea / Rail or Road

Design Profile - Rounded Rectangular tank profile maximises the storage footprint whilst maintaining full under self bunded tank visibility for long term installations

De-Watering - Rounded Floor Profile with engineered low point. The Diesel Compartment is fitted with 25mm Suction Line for Water Removal

Bunded Pump Bay - Choice of Integrated or Clip On Bunded Pump Bay Housing . The bunded pump bay housing is supplied with heavy duty lockable container doors featuring a weather proof seal

ADBLUE COMPARTMENT



Adblue Compartment is full 304 Stainless Steel and is fully insulated to extend the usable life of the Adblue fluid

DUAL DISPENSING



Dedicated Diesel and Adblue Dispensing Points


OPTIONAL GAUGING



Optional Automatic Tank Gauging provides an accurate display of the tank contents both on site and on line, using the iFUEL® Cloud web portal



FIRE RATED SELF BUNDED TANK



Custom fabricated to suit your specific site requirements

Supplied fitted with all required statutory decals

Fire Rated Tanks can be used for storage of diesel and petrol indoors

The use of a Fire Rated Tank halves the Separation Distances required by AS1940 on site

Designed and approved to AS1940 / AS1692 / UL2085 / SwRI 95-03



FRL 240 | 240 | 240 in accordance with AS1940-2017

CUSTOM FABRICATED TANKS

We have invested significantly in the specialised fabrication equipment needed to manufacture a customised tank to suit your specific fuel storage requirement.

Our highly skilled design and manufacturing team are well versed at understanding your unique requirement and developing an innovative, compliant tank solution to suit.

Projects undertaken include the roll out of 40+ custom designed and manufactured Self Bunded tanks for the storage of petrol in a hire companies national network of branches, through to a number of full 316 stainless steel Self Bunded tanks for the storage of oil and waste oil in a marine environment.



250L Self Bunded Petrol Tank



4500L Full 316 SS Waste Oil and New Oil Tanks



2000L Baffled Self Bunded Tank for the transport of lubricants



We design, fabricate and package a comprehensive range of tanks for the storage of hydrocarbons

SELF BUNDED FUEL TRAILERS

1250L AND 2000L

WEIGHTS

1250L Model – Gross weight under 2000kg, mechanical brakes

2000L Model – Gross weight under 3000kg, electric brakes

- **Self Bundled** – True self bundled, tank in tank design.
- Designed and approved to meet the requirements of AS1692, AS1940 and Australian Dangerous Goods Transport Regulations.
- **Tried and Proven** – since inception we have supplied more than 150 units into the Australian, and indeed global, markets.
- **Heavy Duty** – designed for on and off road application – beware of cheaper imitations !!
- **Removable Inner Tank** – The primary tank module can be removed for maintenance
- **Separate Tank and Trailer Chassis** – the secret of our success, our tank body is protected from the twisting and rigours associated with off-road towing and use. Our chassis is designed to take the mechanical stresses and strains of in field use, protecting the tank body from the risks of cracking over time.
- **Pump Bay** – drawbar mounted, fully bundled, weatherproof, pump bay housing. 2 x lockable reverse opening full length access doors. The bundled pump bay is fed by an independent DN40 suction line with foot valve preinstalled. The foot valve guarantees a prime of fuel on your pump providing less strain on the pump on start up and quicker dispensing of fuel on site. The bundled pump bay has been designed large enough to store all your required dispensing equipment including prep pump strainer, pump, filter, meter, hose reel, nozzle, battery etc.
- **Dispensing Options** – common dispensing options include 12V Solar and Electric Start Diesel Driven



Pump Kit 1 - Electric Start Diesel Driven



Ergonomic Nozzle Stow



Fully Bundled Fill Point Access to Spare Fittings




Pump Kit 2 - 12V Solar Powered



1250L Model

- **Baffled** – our self bunded tank module is fully baffled ensuing stability when towing loaded.
- **Roll Bars** – Supplied fitted with Heavy Duty Stainless Steel Roll Bars
- **Running Gear** – new Tyres, Sunraysia Rims, Spare Tyre with Spare Tyre mounting assembly.
- **Fully Lockable** – all aspects of the trailer can be locked, discouraging access and ensuing theft of fuel from the trailer
- **Contents Management** – Calibrated aluminium dipstick
- **Spare Ports** – Numerous spare ports for connection of support equipment,
- **Fill Tube** – Anti static fill tube
- **Bunded Fill Point** – Fully bunded fill point to catch any drips and drops during refilling operations
- **Removable Hatch** – Removable hatch for access to the inside of the primary tank
- **Flashing Light** – 12V Amber Flashing Light with extension pole to warn passing vehicle traffic of refuelling operations
- **Easy to Tow** – Low profile, aerodynamic style provides a low centre of gravity.
- **Chassis** – Heavy duty, yet lightweight aluminium chassis. Dual axle with Roller / Rocker suspension system
- **Lighting** – LED Trailer Lighting
- **Trailer Hitch Options** – choice of Hitch assemblies including 50mm Ball, Tregg, Pintle Ring
- **Jockey Wheel** – Heavy Duty Swing-away Jockey Wheel
- **Fire Protection** – 4.5kg Fire extinguisher
- **Drop Down Supports** – rear drop down supports for trailer stability when the trailer is not connected to a vehicle
- **Tow and Leave** – couple our Self Bunded Fuel Trailer to Stationary Diesel Engines, such as generators, lighting towers, compressors or pumps, using our 2 x suction connection points and 2 x return connection points. These suction and connection points are conveniently located at the rear of the trailer for simple / quick connection to site equipment. We provide foot valves on the 2 x suction points to ensure that you retain a prime on the suction line to your generator, lighting tower, compressor or pump.
- **Aviation Option** – available with a 304 Stainless Steel Primary Tank and 304 Stainless Steel wetted parts for aviation fuel applications



Amber Flashing Light to signal refuelling operations



Tow and Leave Suction and Return Points



Integrated 4.5kg Fire Extinguisher



2000L Model



SERVICE BODIES AND TRAILERS

We have developed a unique expertise in the design of practical and robust service bodies and self banded service trailers resulting from our involvement with a wide range of customers and industries.

We custom design, fabricate, assemble and test service body modules to suit any make or model of vehicle. GO Service Bodies include tanks and dispensing for multiple grades of oil, coolant, grease and the evacuation and storage of waste oil.

GO Service Trailers provide a flexible plug and play solution for the infield servicing of your equipment.

SERVICE TRAILER SELF BUNDED




Service Truck - Dispensing Module 1



Service Truck - Dispensing Module 2



Service Trailer - Waste Oil Module



Service Truck - 3 x Compartment Tank

Our Service Bodies & Trailers have been developed from our extensive OEM field service experience.

PORTABLE DIESEL TANKS



POLY-200



POLY-300



POLY-400



POLY-600



POLY-800




POLY-1000



POLY-1200

SIZE	CODE	PUMP	HOSE	NOZZLE	BALL BAFFLES	LENGTH (mm)	WIDTH (mm)	HEIGHT (mm)	WEIGHT (kg)
100L	POLY-100	12V 40LPM	4m x 20mm	Auto	No	800	680	465	28
200L	POLY-200	12V 40LPM	4m x 20mm	Auto	No	800	680	710	34
300L	POLY-300	12V 45LPM	6m x 20mm	Auto	No	1,270	600	790	39
400L	POLY-400	12V 45LPM	6m x 20mm	Auto	No	1,150	820	780	45
600L	POLY-600	12V 45LPM	6m x 20mm	Auto	No	1,700	880	740	65
800L	POLY-800	12V 60LPM	6m x 25mm	Auto	Yes	1,700	1,000	860	88
1000L	POLY-1000	12V 60LPM	6m x 25mm	Auto	Yes	1,700	1,000	1,025	98
1200L	POLY-1200	12V 60LPM	6m x 25mm	Auto	Yes	1,700	1,000	1,190	115



4m Battery Cables – Easily reach your vehicle battery or power source!



Anti Static Earth Strap – Prevents static build-up and potential of ignition while refuelling



Kink Resistant Delivery Hose – 4m or 6m Delivery Hose, ensuring you can easily reach your equipment



Padlockable Lid Latch – Pad lockable locking latch for lid, to protect your investment



Removable Drain Bung – Allows for easy and complete drainage of your tank



Unique Tank Breather System – A unique tank breather system prevents the tank from sucking in



Pump Kit 240V AC 60LPM

SKU - DT6A04AAUSM61

This kit comprises the following components:

- **SUCTION SPEAR** - Telescopic Suction Spear and Drum / Tank Adaptor,
- **PUMP** - 240V AC 70lpm PA1 Pump,
- **FILTER** - FT10XA Particulate / Water Filter with pressure gauge,
- **METER** - 3 Digit Mechanical Meter,
- **HOSE** - 6m x 19mm ID Hose Scr Male BSP Ends,
- **SWIVEL** - Dual Plane Swivel,
- **NOZZLE** - Auto Shut Off Nozzle



Pump Kit 240V AC 100LPM

SKU - DT1004J AUS

This kit comprises the following components:

- **SUCTION SPEAR** - Telescopic Suction Spear and Drum / Tank Adaptor,
- **PUMP** - 240V AC 100lpm PA2 Pump,
- **FILTER** - FT10XA Particulate / Water Filter with pressure gauge,
- **METER** - 4 Digit Mechanical Meter,
- **HOSE** - 6m x 25mm ID Hose Scr Male BSP Ends,
- **SWIVEL** - Dual Plane Swivel,
- **NOZZLE** - Auto Shut Off Nozzle



Pump Cube 240V AC 100LPM

SKU - AF3000

Cube Style Pump features as follows

- **PUMP** - 240V AC 100lpm PA2 Pump,
- **METER** - 4 Digit Mechanical Meter,
- **HOSE** - 4m x 25mm ID Hose Scr Male BSP Ends,
- **SWIVEL** - Dual Plane Swivel,
- **NOZZLE** - Auto Shut Off Nozzle



Pump Cabinet 240V AC 60LPM

SKU - AR6A042AUS

Cabinet Style Pump features as follows

- **PUMP** - 240V AC 70lpm PA1 Pump,
- **METER** - 3 Digit Mechanical Meter,
- **HOSE** - 4m x 19mm ID Hose Scr Male BSP Ends,
- **NOZZLE** - Auto Shut Off Nozzle



Pump Kit 240V AC 50LPM

SKU - F0037601B

This kit comprises the following components:

- **SUCTION SPEAR** - Telescopic Suction Spear and Drum / Tank Adaptor,
- **PUMP** - 240V AC 50lpm EX50 Pump,
- **FILTER** - Particulate / Water Filter
- **METER** - 3 Digit Mechanical Meter,
- **HOSE** - 4m x 19mm ID Hose Scr Male BSP Ends,
- **NOZZLE** - Auto Shut Off Nozzle



PUMP 240V AC 70LPM PA1

SKU - PA1

- Self-priming vane pump
- Integrated by-pass valve
- Integrated stainless steel filter
- Easily accessible ON-OFF switch,
- Flow rate 70 l/min
- Input/output 1" F BSP
- Continuous duty design.



PUMP 240V AC 100LPM PA2

SKU - PA2

- Self-priming vane pump
- Integrated by-pass valve
- Integrated stainless steel filter
- Easily accessible ON-OFF switch,
- Flow rate 100 l/min
- Input/output 1" F BSP
- Continuous duty design.



PUMP 240V AC 50LPM EX50

SKU - F0037300A


- Explosion proof design - must be hard wired on site
- Integrated bypass valve
- Flow rate 50 l/min
- Duty cycle: 30 min on / 60 min off
- Input/output 1" F BSP



PUMP 240V AC 200LPM ST200

SKU - F00315000

- 2 x self-priming E120 diesel transfer pumps
- Integrated bypass valve
- Sturdy steel frame
- Flow rate: 200 l/min
- Continuous duty design
- Input/output 1.5" BSP / Flanged
- ON-OFF Switch



RE-SALE OF FUEL

It is common practice for Rental Companies to top the fuel up in client returned equipment and to in turn invoice clients for this fuel used. Likewise Major Contractors often provide fuel to sub-contractors on site, deducting then the cost of this fuel from funds owed to the sub-contractor.

If you are invoicing or back charging for fuel used you are deemed to be reselling fuel. Your metering equipment needs to meet Weights and Measures calibration and certification requirements.

GO Industrial provides equipment and calibration services that are Weights and Measures approved and certified. We are well versed at upgrading existing site facilities to ensure compliance with Weights and Measures requirements.

Measurement Standards Laboratory of New Zealand

Weights and Measures Approved

NMI Approved SK10 Bowser



If you are invoicing or back charging for fuel used you are deemed to be reselling fuel. Your metering equipment needs to meet Weights and Measures calibration and certification requirements



HAND PUMP Rotary

SKU - 123000-06

- Self Priming
- 380ml per revolution
- 2 Year Warranty, Made in USA
- Built-in strainer and anti-siphon valve
- Lockable handle deters fluid theft
- 2.43m x 19mm ID Dispensing Hose with Spout
- Kit contains Pump, Anti Syphon Valve, Dispensing Hose, Telescopic Suction Tube, Nozzle, Bung Adaptor, Handle Locking Cable, Instruction Manual



PUMP 12V DC 50LPM PB1

SKU - PB1502200

- Self-priming vane pump
- Integrated by-pass valve
- Integrated stainless steel filter
- Easily accessible ON-OFF switch
- Flow rate 50 l/min
- Input/output 1" F BSP
- 2m cable with alligator clips and fuse
- Duty cycle 30 min on and 30 min off



PUMP 12V DC PIUSI 80lpm Bi-Pump with 4m Cable

SKU - F0036302A

- DN25 (1") Female BSP Inlet and Outlet also featuring Piusi Flanges
- Flow Rate 85lpm
- 30 minute duty cycle with 30 minute off cycle
- integrated ON / OFF Switch
- Supplied with 4m Cable with alligator clips
- 12V DC 500W Motor 42amp power draw
- Direct current brush motors with permanent magnet starters
- Self Priming




Pump Kit 12V DC 50LPM

SKU - F0037501A

This kit comprises the following components:

- **SUCTION SPEAR** - Telescopic Suction Spear and Drum / Tank Adaptor
- **PUMP** - 12V DC 50lpm EX50 Pump
- **FILTER** - Particulate / Water Filter
- **METER** - 3 Digit Mechanical Meter
- **HOSE** - 4m x 19mm ID Hose Scr Male BSP Ends
- **NOZZLE** - Auto Shut Off Nozzle



PUMP 12V DC 50LPM EX50

SKU - F00371000

- Explosion proof design
- Integrated bypass valve
- flow rate 50 l/min
- Duty cycle: 30 min on / 60 min off
- Input/output 1" F BSP



PUMP 24V DC 85LPM PB1

SKU - PB18B4400

- Self-priming vane pump
- Integrated by-pass valve
- Integrated stainless steel filter
- Easily accessible ON-OFF switch,
- Flow rate 85 l/min
- Input/output 1" F BSP
- 4m cable with alligator clips and fuse
- Duty cycle 30 min on and 30 min off



PUMP Petrol Driven Pull Start

SKU - SEH-25L

- DN25 (1") Male BSP Inlet and Outlet
- Flow Rate up to 115lpm
- Head - 32m / Suction Lift - 8m
- Honda GX25 Air Cooled Petrol Motor
- Recoil Starter
- Carry Handle
- Priming Point



Solar Kit

SKU - SOLARKIT

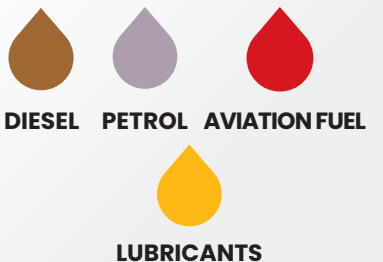
- Solar Panels - 2 x 50W
- Aluminium Frame and Mounting Kit for Solar Panels
- Deep Cycle Battery 12V 120AH AGM
- Heavy Duty Battery Box
- Circuit Breaker
- 240V Integrated Charging System - Blue Smart IP65 Charger 12/7A-Bluetooth 240V
- Plug and Play - perfect to package with one of our 12V Pumps



PUMP Diesel Driven Electric Start

SKU - QP205SE/L48EVITES

- Self Priming Centrifugal Pump
- Heavy Duty Galvanised Frame
- Yanmar L48 4.8hp electric start single cylinder diesel engine
- DN50 (2") Inlet / DN40 (1.5") Outlet
- Viton seals
- 150lpm end of nozzle flow rate
- High Pressure Model / Self Primes to 7.6m / Max Head 28m
- Emergency Stop



DIESEL PETROL AVIATION FUEL

LUBRICANTS



PIUSI MC BOX

SKU - F1398000C

- Electronic fluids management console.
- Low cost yet feature packed electronic fluids management system
- Provides control over dispensing of liquids and reports on the date / time / volume of liquid dispensed, the vehicle details and operator details
- PC based software with USB on site data transfer - additional purchase code PIUSI-SOFTWARE-BUNDLE.
- Cost effective upgrade to an existing dispensing system to provide security and electronic reporting of fuel dispensed
- Up to 80 users
- Memory for 255 transactions



PIUSI CUBE MC

SKU - F0059400B

- Dispenser with Integrated Electronic Fluids Management System
- Flow Rate 70 l/min
- 4m x 25mm ID Hose and Auto Shut Off Nozzle
- Provides control over dispensing of liquids and reports on the date / time / volume of liquid dispensed, the vehicle details and operator details
- PC based software with USB on site data transfer - additional purchase code PIUSI-SOFTWARE-BUNDLE
- Up to 50 users
- Memory for 255 transactions



PIUSI SELF SERVICE 100 MC

SKU - F0074101D


- Dispenser with Integrated Electronic Fluids Management System
- Flow Rate 90 l/min
- 30um Water Capture Filter
- 4m x 25mm ID Hose and Auto Shut Off Nozzle
- Provides control over dispensing of liquids and reports on the date / time / volume of liquid dispensed, the vehicle details and operator details
- PC based software with USB on site data transfer - additional purchase code PIUSI-SOFTWARE-BUNDLE
- Up to 80 users
- Memory for 255 transactions



PIUSI Software Bundle

SKU - PIUSI-SOFTWARE-BUNDLE

- Comprising:
- F00773010 - FMS PIUSI SOFTWARE 2018 USB
 - F1249600A - 1 x Piusi Red Manager Key
 - F1590400A - 1 x PKT 10 Piusi Yellow User Keys
 - F1226201A - 1 x Piusi USB Key Reader.



iFUEL MOBILE

SKU - IFUELMOBILE


- Fuel Management from your smartphone
- Powerful Cloud Based Reporting
- Live transfer of transaction data immediate once the vehicle fill has occurred
- Captures and records the Date, Time, Volume of Fuel Dispensed, Vehicle Details and Operator Details
- One nozzle dispensing
- Optional Tank Gauge upgrade to feed through to the Cloud Based Software the tank levels
- Optional QR Code upgrade to scan vehicles for automatic vehicle recognition



iFUEL LITE

SKU - IFUELLITE


- Entry Level Console Based Electronic Fluids Management System
- Data is downloaded onto an iFUEL USB Key on site and transferred to the iFUEL cloud based software via any web connected computer.
- Powerful Cloud Based Reporting
- Captures and records the Date, Time, Volume of Fuel Dispensed, Vehicle Details and Operator Details
- Two nozzle dispensing
- Optional Tank Gauge upgrade to feed through to the Cloud Based Software the tank levels
- Supplied with 10 x RFID Tags



iFUEL LITE ONLINE

SKU - IFUELLITE-ONLINE

- Entry Level Console Based Electronic Fluids Management System
- Data is uploaded to the iFUEL cloud software once per day (at a time that suits you) via the integrated modem
- Powerful Cloud Based Reporting
- Captures and records the Date, Time, Volume of Fuel Dispensed, Vehicle Details and Operator Details
- Two nozzle dispensing
- Optional Tank Gauge upgrade to feed through to the Cloud Based Software the tank levels
- Supplied with 10 x RFID Tags



iFUEL PRO

SKU - IFUELPRO

- Console Based Electronic Fluids Management System
- Data is uploaded to the iFUEL cloud software live via the integrated modem
- Fully optioned powerful Cloud Based Reporting
- Captures and records the Date, Time, Volume of Fuel Dispensed, Vehicle Details and Operator Details
- Two nozzle dispensing as standard, able to be upgraded up to 16 nozzles
- Tank Gauge interface to feed through to the Cloud Based Software the tank levels




iFUEL BANK

SKU - IFUELBANK

- Unattended payment terminal for fuel retailing
- Will accept all major Credit and Debit Cards
- National Measurement Institute approved for the resale of fuel
- Integrated receipt printer
- Console Based Electronic Fluids Management System
- Data is uploaded to the iFUEL cloud software live via the integrated modem
- Fully optioned powerful Cloud Based Reporting
- Captures and records the Date, Time, Volume of Fuel Dispensed, Vehicle Details and Operator Details
- Two nozzle dispensing as standard, able to be upgraded up to 16 nozzles
- Tank Gauge interface to feed through to the Cloud Based Software the tank levels

ELECTRONIC FLUIDS MANAGEMENT





Piusi Fuel Filter

SKU - F0777200A

- DN25 (1") F BSP Inlet and Outlet
- 10 micron filter element
- Removes particulate
- 60lpm flow rate.
- Max Pressure 12 Bar
- Suitable for Gravity Fed or Pumped applications



Adam by Piusi Fuel Filter

SKU - FT60MA

- DN25 (1") F BSP Inlet and Outlet
- 30 micron filter element
- Removes particulate and water
- Saturation Level Indicator Pressure Gauge
- 60lpm Flow Rate
- Suitable for Gravity Fed or Pumped applications



Adam by Piusi Fuel Filter

SKU - FT10XA

- DN25 (1") F BSP Inlet and Outlet
- 30 micron filter element
- Removes particulate and water
- Saturation Level Indicator Pressure Gauge
- 100lpm Flow Rate
- Suitable for Gravity Fed or Pumped applications



Filter Piusi Filtroll Trolley 240V AC, 56 LPM

SKU - F00506000

- Two stage diesel filter
- 5um Particulate Removal
- 30um Water Removal
- Suction Hose - 3m
- Delivery Hose - 4m
- Supplied with Nozzle



Filter Piusi Clear Captor DN25 Female BSP

SKU - F00611B00 - 5um Particulate Element

- SKU - F00611B10 - 30um Water Element
- Maximum Pressure: 72.5 PSI
- Inlet / Outlet: DN25 (1") F BSP
- Flow Rate: 100 LPM
- Bottom Drain Valve
- F00611030-1 - replacement element Particulate
- F00611040-1 - replacement element Water



Clean and Dry Kit 189lpm

SKU - P506073

- DN40 (1.25"F) F NPT Inlet and Outlet
- 4 micron Particulate Removal Element - DBB8666
- 20 micron Water Removal Element - DBB0248
- Up and Downstream Pressure Gauges to provide differential pressure indication
- Maximum Pressure 350psi
- 189lpm Flow Rate
- Part Number X900096 for 7 micron Particulate Removal option



Filtered Air Breather DN25

SKU - P766646

- Will prevent the ingress of dust and moisture laden air into your drum or tank
- For every litre of product dispensed a litre of air enters the tank, this air is contaminated with dust and moisture
- DN25 (1") M BSP
- Anti Splash - suitable for fuel trailers, mobile tanks, static tanks



Filtered Air Breather DN40

SKU - P506159

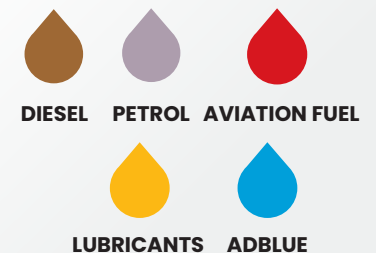
- Will prevent the ingress of dust and moisture laden air into your drum or tank
- For every litre of product dispensed a litre of air enters the tank, this air is contaminated with dust and moisture
- High capacity 3 micron air filter with a deliquescent breather that - regenerates itself when air is expelled from the tank
- DN40 (1.5") F BSP
- Integrated bypass valve to ensure air flow in the event of the filter element blocking
- Service life indicator
- For inlet or outflow up to 500 lpm



Filtered Air Breather DN80

SKU - TRAP-ASSEMBLY

- Will prevent the ingress of dust and moisture laden air into your bulk tank
- For every litre of product dispensed a litre of air enters the tank, this air is contaminated with dust and moisture
- 2 x high capacity 3 micron air filter with a deliquescent breather that regenerates itself when air is expelled from the tank
- DN80 (3") M BSP
- 4 x integrated bypass valve to ensure air flow in the event of the filter element blocking
- Service life indicator
- For inlet or outflow up to 1000 lpm
- 304 SS Body





Meter Electronic 120LPM

SKU - F0040700A

- K24
- 1" M BSP
- Flow Rate 7-120LPM
- Unit of measure: litre, gallons, pints, quarts or customised
- Power supply: 2 x 1,5V AAA included
- Display can be rotated
- Dispensing Display: 5 + 2 decimal digits
- Totaliser: 6 digits
- Precision [%]: ± 1 / Repeatability [%]: 0,2
- Max pressure [bar/psi]: 10/150



Meter Mechanical 4 Digit 120LPM

SKU - RF4D1

- 1" F BSP
- Flow rate 20-120 l/min
- Nutating disk for the high precision measurement
- Partial 4-digit / resettable totaliser 8-digit
- Calibration screw for precision calibration
- Suitable for use in gravity dispensing applications
- Precision ± 1 %



Meter Mechanical 3 Digit 120LPM

SKU - F0057000A

- 1" F BSP
- Flow rate 20-120 l/min
- Nutating disk for the high precision measurement
- Partial 3-digit / resettable totaliser 8-digit
- Calibration screw for precision calibration
- Suitable for use in gravity dispensing applications
- Precision ± 1 %



Meter Mechanical 4 Digit 150LPM

SKU - F00555D00

- K150
- 1" F BSP
- Flow rate 25-150 l/min
- Nutating disk for the high precision measurement
- Partial 4-digit / resettable totaliser 8-digit
- Calibration screw for precision calibration
- Heavy Duty Aluminium Body
- Precision ± 1 %



Meter Mechanical 4 Digit 220LPM

SKU - K700M

- 1.5" F BSP
- Flow Rate 20-220LPM
- Integrated Strainer 400um
- 4 digit resettable and 8 digit non-resettable totaliser
- Precision [%]: ± 1
- Pressure (bar)-(psi) 10-145
- Oval Gear Design



Meter Range Mechanical, Electronic or Pulse

SKU - OM Series


- Meter Sizes: 1/8" to 4" (4 mm to 100 mm)
- Fitting Connections: NPT F, BSPP F, and Flange
- Flow Range: 1 L/HR to 2,500 L/MIN
- Accuracy: +/- 1 % of reading (1/8" to 3/s") +/- 0.5% of reading (1/2" to 4")
- Pressure: 70 to 5,800 psi (5 to 400 bar)
- Display Options: Mechanical, Electronic and Pulse Output



Meter Range Mechanical, Electronic or Pulse

SKU - 700 Series

- Meter Sizes: 1.5" to 6" (40 mm to 150 mm)
- Fitting Connections: Flanged
- Flow Range: 19 L/MIN to 3,785 L/MIN
- Accuracy: +/- 0.15 % - Repeatability +/- 0.02%
- Pressure: 275 psi (19 bar)
- Display Options: Mechanical, Electronic and Pulse Output





DIPSTICK

- SKU - DIP
- We custom manufacture calibrated dipsticks to suit your specific tank
 - Choice of materials include Anodised Aluminium or 316 SS
 - Each dipstick is professionally etched to ensure long lasting, easy to read, increments of liquid level



MECHANICAL LEVEL GAUGE

- SKU - GLL63
- Mechanically Operated Liquid Level Gauge
 - Mounted vertically from the top of the tank
 - As the liquid level changes, the float follows that change and uses a magnetic coupling to transfer that motion from the float to the level indicator dial
 - Available in 130mm to 1200mm lengths
 - 1½" BSP Male thread connection
 - Solid head to prevent media from contaminating the gauge
 - Easy-to-install; just screw it in and it's ready to go!



MULTI FLOAT LEVEL SWITCH

- SKU - TLL70
- Custom assembled multi-level float switch
 - Magnet and reed switch design
 - Maximum of 6 Switch Points
 - Any length up to 2000mm
 - 1" BSP Male Connection



LIQUID LEVEL SENSOR 10-180 OHM OUTPUT

- SKU - TLL130
- Default output of 10-180 Ohms
 - Lengths of up to 2000mm
 - No moving parts
 - 1/2" BSP Male Thread Connection
 - Supplied with 4 way Delphi Packard connector (Metri-Pak 150 series)



LIQUID LEVEL SENSOR 4-20 mA OUTPUT

- SKU - TLL352
- Default output of 4-20 mA
 - Lengths range from 500mm to 1250mm
 - No moving parts
 - 1" BSP Male Thread Connection



OCIO TANK GAUGE

- SKU - F0075510D
- Continuous tank level monitoring device
 - Electronic tank contents gauge
 - Maximum tank height 4m
 - Displays in L / mm / percent
 - Accuracy +/- 5-7%
 - High/low level alarm can be configured
 - Two relays for connection to other equipment



C5020 TANK GAUGE

- SKU - C2020-A-C23
- Continuous tank level monitoring device
 - Electronic tank contents gauge
 - Accuracy +/- 1%
 - High/low level audible and visual alarm
 - 4-20 mA output
 - Bund alarm input circuit
 - Suitable for tanks up to 3m in height



DAY TANK CONTROLLER

- SKU - T4000-240PR
- Generator day tank fuel level controller
 - Four Inputs are used for pump control and fail safe. The four inputs are commonly set at Low / Low / High / High High
 - Use with up to 4 float level switches
 - Maximum tank height 4m
 - LED indicators change colour to indicate status of system



T5020 TANK GAUGE

- SKU - T5020
- Continuous tank level monitoring device
 - Electronic tank contents gauge
 - Accuracy +/- 0.5%
 - 4 volt free outputs
 - 4-20 mA output for BMS + Modbus RTU as standard
 - Integrated Bund Alarm function
 - Suitable for any height / shape of Tank.



EV200D TANK GAUGE


- SKU - EVO200D
- Suitable for use with up to 6 tanks.
 - Maximum tank height 3m
 - Provides turbine pump interface, inventory reconciliation, and tank auto-calibration.
 - Accuracy +/- 0.1%
 - Remote connectivity with integrated IP address
 - Highly-intuitive, full-colour, icon-based touch screen
 - 2 relay output channels



iFUEL TANK

- SKU - iFUEL-TANK
- Integrated live linked communication device designed to transmit the data from your automatic tank gauging system to the iFUEL Cloud web site
 - iFUEL Tank 1 - will monitor one tank
 - iFUEL Tank - will monitor up to 4 tanks, with an expansion card available to increase this to 8 tanks
 - Integrates with the markets most popular tank gauge systems via a simple cable connection offering easy and effective web based stock reconciliation

GAUGES





HOSE MAST

SKU - HOSEMAST

- Engineered to suspend the dispensing hose when not in use
- Typical configuration is 4m high with integrated counterweight, roller assembly and Hose Bun hose holder. The most common application is for 10m of dispensing hose providing a refuelling radius of 10m from the hose connection point.
- Fully galvanised with a choice of tank connection kit or base plate kit for bolting to existing concrete pad
- The counterweight is customised based upon the hose diameter and hose length used



HOSE BUN HOSE HOLDER

SKU - HOSEBUN

- Patented polyurethane saddle for suspension of hoses
- Protects the hose from damage including kinking and mechanical damage caused by hose clamps thus prolonging the life of the expensive hose in use.
- Suitable for hoses from 3/4" (19mm) to 12" (300mm)
- Supplied with UV treated polyester sling which is fastened in a choker position



QUICK RELEASE COUPLING ISO7241-A RANGE

SKU - ISO7241A

- Used for quick coupling and uncoupling of diesel, lubricants or hydraulic lines.
- Stocked in a range of sizes from 1/4" to 2", with 1/2" (12.7mm) being our most popular size sold
- The Male and Female fittings are connected by pushing on a sleeve. This guarantees a flush connection between the two coupling halves.
- Maximum working pressure 350 bar.



QUICK RELEASE COUPLING ISO16028 RANGE

SKU - ISO16028

- Used for quick coupling and uncoupling of diesel, lubricants or hydraulic lines.
- The flat face assist with preventing contamination when connecting, each face can be simply wiped down to prevent the ingress of dust in the fluid line.
- Stocked in a range of sizes from 1/4" to 1", with 3/8" (9.53mm) being our most popular size sold
- A safety system against accidental uncoupling is engineered into the female fitting
- Maximum working pressure 350 bar.



DUAL PLANE SWIVEL

SKU - FI4567000

- Allows the nozzle to rotate 360 deg in 2 planes and provides maximum hose and nozzle movement when refuelling vehicles.
- The dual plane action of the swivel reduces the stress on the fuel hose therefore extending the service life of refuelling system
- 1" (DN25) BSP Male one end, 1" (DN25) BSP Female one end



FUEL HOSE T605AA

SKU - T605AA

- Size range 3/4" (19mm) to 8" (200mm)
- Suction and discharge applications of petrol, diesel, low pressure lubricants
- Maximum pressure 150psi
- Tube: black conductive NBR.
- Reinforcement: high tensile textile cords with embedded steel helix wire.
- Cover: black CR - abrasion, ozone and hydrocarbon resistant



FUEL HOSE FLEXNOR MINETUFF

SKU - 1SN/RIAT

- Size range 1/4" (6.4mm) to 2" (50mm)
- Suction and discharge applications of petrol, diesel, lubricants, air, water, coolant.
- Maximum pressure up to 3250psi
- Tube: oil resistant synthetic rubber.
- Reinforcement: one high tensile steel braid.
- Cover: abrasion, ozone and hydrocarbon resistant synthetic rubber



HOSE REEL DIESEL CW 10M X 25MM ID HOSE

SKU - F0075003B

- Automatic spring rewind fuel hose reel
- Protected latch mechanism which prevents injury
- Adjustable arm brackets for easy positioning
- Supplied c.w 10m x 25mm (1") ID Quality Diesel Rated Hose
- Max Pressure (Bar) - 10
- Inlet - 1" F BSPP Swivel / Outlet - 1" M BSPP



NOZZLE DIESEL 60LPM AUTOMATIC

SKU - F00603060

- Automatic shut off diesel fuel nozzle
- 3 position stay open latch
- 1" F BSP Swivel
- Flow Rate (lpm) - 10-70



NOZZLE DIESEL 120LPM AUTOMATIC

SKU - F00610020

- Automatic shut off diesel fuel nozzle
- 3 position stay open latch
- 1" F BSP Swivel
- Flow Rate (lpm) - 20-120



NOZZLE PETROL 60LPM AUTOMATIC

SKU - F00613020

- Automatic shut off petrol fuel nozzle
- Not suitable for gravity applications
- 1" F BSP Swivel
- Flow Rate (lpm) - 10-60

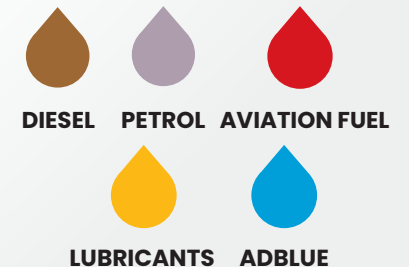


HIGH FLOW REFUELLING NOZZLE 800LPM

SKU - BNM800

- Incorporates automatic shut-off functionality when installed with correctly matched receivers and tank vents, and are suitable for use with diesel fuel
- Nozzles work with Banlaw receivers and vents to automatically shut off refuelling when the tank is full.
- Up to 800lpm
- Ergonomic design for quick and easy manual handling

HOSE AND NOZZLES





ADBLUE TANK SELF BUNDED HEAVY DUTY

SKU - ABHD

- Available in 5,500L, 11,000L, 16,500L, 22,000L and 30,000L
- 304 SS Primary Tank and Wetted Parts. Fully Insulated. Carbon Steel Secondary Tank
- Lockable Bunded Pump Bay Housing
- Removal Roof for access to Primary Tank
- Small footprint, perfect for retail and commercial applications



ADBLUE TANK SINGLE WALL

SKU - ABSD

- Available in 2,500L, 3,000L, 5,000L
- Slimline Design.
- Heavy Duty Translucent Poly Material specifically engineered for the storage and dispensing of Adblue
- 304 SS Fill Line
- Removable manway access with spare outlets and vent assembly



ADBLUE PUMP 240V CABINET

SKU - F0020196A

- Plug and play Adblue Dispensing solution
- Lockable powder coated cabinet
- Kit includes suction hose assembly, 240V 34lpm Pump, Electronic Meter, 4m x 19mm ID Dispensing Hose and Auto Shut Off Nozzle
- 20 minute duty cycle



ADBLUE PUMP 240V

SKU - XB400200

- 240V 34lpm Diaphragm Pump
- 20 minute duty cycle
- 1" (DN25) BSP Inlet and Outlet
- Supplied with 3/4" (DN20) Hose Tails
- Integrated bypass valve



ADBLUE IBC DISPENSING KIT

SKU - XB400271 + KT29262

- Kit suitable for dispensing Adblue from 1000L IBC's
- Bottom Suction configuration designed to prevent contamination of the Adblue
- Stainless Steel IBC Bracket with Bunded Nozzle Stow
- 240V AC 34lpm Pump, Inline Digital Meter, 2m x 19mm ID suction Hose c.w S60x6 Bottom IBC Outlet Adaptor, 6m x 19mm ID Dispensing Hose and Auto Shut Off Nozzle



ADBLUE METER K24

SKU - F0040710A

- Reliable and accurate turbine digital flow meter
- 1" (DN25) Male BSP Inlet/Outlet - supplied with socket to allow for Male / Female installation
- Flow rate: 6-100ltrs Per Min
- Face can be rotated 4 ways for easy reading. Flow rate indication
- LCD electronic display (2 x AAA batteries)
- Accuracy +/-1% after calibration - Rate - 38lpm Working temperature -10°C/+50°C
- 5 digit partial and 6 digit totaliser



ADBLUE FILTER 3D

SKU - F00611D00

- Specifically designed for removing debris and crystallisation from Adblue
- 1" (DN25) BSP Female Threads
- 200um filter media
- Operating pressure 12 bar max
- Maximum Flow Rate - 38lpm



ADBLUE IBC GRAVITY KIT

SKU - F1551700A

- Provides for gravity dispensing from 1000L IBC's
- Supplied with S60x6 Bottom IBC Outlet Adaptor, 3m x 19mm ID Dispensing Hose and Manual Shut Off Nozzle
- The Piusi K24 F0040710A Electronic Meter can be used with this kit



ADBLUE HOSE REEL CW 8M X 19MM ID HOSE

SKU - F0075007C

- Automatic spring rewind Adblue hose reel
- Protected latch mechanism which prevents injury
- Adjustable arm brackets for easy positioning
- Supplied c.w 8m x 3/4" (DN20) ID Quality Adblue Rated Hose
- Max Pressure (Bar) - 10
- Inlet - 3/4" (DN20) Hosetail Swivel / Outlet - 3/4" (DN20) M BSPP
- Option for 15m x 3/4" (DN20) Reel part number F0075011B



ADBLUE HOSE ELAFLEX

SKU - 12-16100-982

- Premium 16mm ID AdBlue hose.
- Supplied with stainless steel hose couplings
- Plasticiser-free and leaching resistant lining, this dispenser hose ensures constant purity of the dispensed Adblue solution.
- Highly flexible and available either with black or blue cover
- Lining NBR, cover CR; low tensile textile braid, working pressure 16 bar, bending radius 80 mm, weight 0,4 kg/m, max. reel length 80 m. Corresponds to ISO 22241-1.



ADBLUE NOZZLE AUTOMATIC SHUT OFF SB325_X

SKU - F0061700A

- Patented automatic nozzle engineered with integrated break-away system, swivel and stainless steel spout.
- Features a reliable, ergonomic, UV resistant and flexible body
- Safety is guaranteed by the breakaway system. In the event that a vehicle accidentally drives away with the nozzle still in the tank, the spout is designed to detach from the nozzle.
- The nozzle can be quickly repaired by simply fitting a new spout.
- Up to 45lpm flow rate.
- Maximum 3.5bar operating pressure
- 3/4" (DN 20) Male Hosetail inlet



ADBLUE NOZZLE AUTOMATIC SHUT OFF ZVA 4.0 AB-SW

SKU - ZVA 4.0 AB-SW

- Suitable for use in Retail and Commercial applications.
- Made in Germany Quality
- 1" (DN25) Male BSP inlet
- Integrated Swivel Inlet
- 3-speed lever latch with removable latch pin and strainer

**ADBLUE®
EQUIPMENT**



ADBLUE



PUMP AIR PISTON PIUSI 3.5:1 STUB BSP 21.5LPM

SKU - F0021400A

- 3.5:1 Double Action Piston Pump Stub with Drum Bund Adaptor
- Suitable for transfer of medium viscosity lubricants short distances
- Working Pressure: 43.5 to 116 PSI
- Air Consumption: 200 – 250 LPM
- Air Inlet: ¼" F BSP
- Fluid Inlet: DN25 (1") F BSP
- Fluid Outlet: DNI15 (1/2") BSP



PUMP AIR PISTON PIUSI 5.5:1 STUB BSP 15.5LPM

SKU - F0021401A

- 5.5:1 Double Action Piston Pump Stub with Drum Bund Adaptor
- Suitable for transfer of medium to high viscosity lubricants longer distances
- Working Pressure: 43.5 to 116 PSI
- Air Consumption: 200 – 250 LPM
- Air Inlet: ¼" F BSP
- Fluid Inlet: DN25 (1") F BSP
- Fluid Outlet: DNI15 (1/2") BSP



PUMP AIR PISTON PIUSI 3.5:1 205L DRUM BSP 21.5LPM

SKU - P3.5DRUM

- 3.5:1 Double Action Piston Pump Kit
- With Drum Bund Adaptor. To be used with 205L (44 Gallon) Drums
- Suitable for transfer of medium viscosity lubricants short distances
- Working Pressure: 43.5 to 116 PSI
- Air Consumption: 200 – 250 LPM
- Air Inlet: ¼" F BSP
- Fluid Inlet: DN25 (1") F BSP
- Fluid Outlet: DNI15 (1/2") BSP



PUMP AIR PISTON PIUSI 5.5:1 205L DRUM BSP 15.5LPM

SKU - P5.5DRUM

- 5.5:1 Double Action Piston Pump Kit
- With Drum Bund Adaptor. To be used with 205L (44 Gallon) Drums
- Suitable for transfer of medium to high viscosity lubricants longer distances
- Working Pressure: 43.5 to 116 PSI
- Air Consumption: 200 – 250 LPM
- Air Inlet: ¼" F BSP
- Fluid Inlet: DN25 (1") F BSP
- Fluid Outlet: DNI15 (1/2") BSP



PUMP AIR PISTON PIUSI 3.5:1 1000L IBC BSP 21.5LPM

SKU - P3.5IBC

- 3.5:1 Double Action Piston Pump Kit. To be used with 1000L IBC's
- Suitable for transfer of medium viscosity lubricants short distances
- Working Pressure: 43.5 to 116 PSI
- Air Consumption: 200 – 250 LPM
- Air Inlet: ¼" F BSP
- Fluid Inlet: DN25 (1") F BSP
- Fluid Outlet: DNI15 (1/2") BSP



PUMP AIR PISTON PIUSI 5.5:1 1000L IBC BSP 15.5LPM

SKU - P5.5IBC

- 5.5:1 Double Action Piston Pump Kit
- To be used with 1000L IBC's
- Suitable for transfer of medium viscosity lubricants short distances
- Working Pressure: 43.5 to 116 PSI
- Air Consumption: 200 – 250 LPM
- Air Inlet: ¼" F BSP
- Fluid Inlet: DN25 (1") F BSP
- Fluid Outlet: DNI15 (1/2") BSP



PUMP AIR PISTON PIUSI 60:1 GREASE DRUM KIT 30

SKU - FK0300000

- 60:1 Double Action Piston Pump Kit
- To be used with 18-30kg Grease Drums
- Supplied with Pump, Drum Cover, Follower Plate, 2m x 1/4" ID Hose, Z Swivel, Nozzle
- Working Pressure: 58 to 116 PSI
- Air Consumption: 130 – 160 LPM
- Air Inlet: ¼" F BSP
- Fluid Outlet: DN8 (1/4") BSP



PUMP AIR PISTON PIUSI 60:1 GREASE DRUM KIT 200

SKU - FK0300020

- 60:1 Double Action Piston Pump Kit
- To be used with 180-200kg Grease Drums
- Supplied with Pump, Drum Cover, Follower Plate, 2m x 1/4" ID Hose, Z Swivel, Nozzle
- Working Pressure: 58 to 116 PSI
- Air Consumption: 130 – 160 LPM
- Air Inlet: ¼" F BSP
- Fluid Outlet: DN8 (1/4") BSP



PUMP AIR DIAPHRAGM PIUSI DN15 MA130 50LPM

SKU - F00208A00

- 1:1 Diaphragm Pump
- Suitable for transfer of high viscosity fluids and waste oil
- Flow Rate: 50 LPM
- Pump Body / Ball Seat: Aluminium
- Diaphragm / Balls / O'Ring: NBR
- Maximum Air Supply: 100 PSI
- Air Inlet: DN10 (3/8") F BSP
- Fluid Inlet and Outlet: DNI15 (1/2") F BSP
- Self Priming Suction: 5m
- Maximum Head: 70m
- Maximum Solids: 4mm



PUMP AIR DIAPHRAGM PIUSI DN25 MA180 150LPM

SKU - F00208A10

- 1:1 Diaphragm Pump
- Suitable for transfer of high viscosity fluids and waste oil
- Flow Rate: 150 LPM
- Pump Body: Aluminium and Technopolymer
- Ball Seat: PPS-V
- Diaphragm / Balls / O'Ring: NBR
- Maximum Air Supply: 100 PSI
- Air Inlet: DN10 (3/8") F BSP
- Fluid Inlet and Outlet: DN25 (1") F BSP
- Self Priming Suction: 5m
- Maximum Head: 70m • Maximum Solids: 4mm

PUMPS LUBRICATION



METER OIL PIUSI K40 DN15 30LPM MECHANICAL

- SKU - F00490020
- Oval Gear Meter
 - Calibration: Factory Set Only
 - Flow Rate: 1-30 LPM
 - Fluid Inlet and Outlet: DN15 (1/2") F BSP
 - Accuracy: +/- 1%
 - Repeatability: 0.2%
 - Totaliser: Non Resettable
 - Working Pressure: 994 PSI



METER OIL PIUSI K400 DN15 30LPM ELECTRONIC

- SKU - F00484000
- Oval Gear Meter
 - Calibration: Factory Set / Field Calibration
 - Flow Rate: 1-30 LPM
 - Fluid Inlet and Outlet: DN15 (1/2") F BSP
 - Accuracy: +/- 0.5%
 - Repeatability: 0.3%
 - Totaliser: Double with Electronic Reset
 - Working Pressure: 994 PSI
 - Batteries: 2 x AAA included



METER OIL PIUSI NEXT/2 DN20 60LPM ELECTRONIC

- SKU - F00486150
- Oval Gear Meter
 - Calibration: Factory Set / Field Calibration
 - Flow Rate: 6-60 LPM
 - Fluid Inlet and Outlet: DN20 (3/4") F BSP
 - Accuracy: +/- 0.5%
 - Repeatability: 0.2%
 - Totaliser: Double with Electronic Reset
 - Working Pressure: 994 PSI
 - Batteries: 2 x AAA included



NOZZLE OIL PIUSI EASY RIGID SPOUT 30LPM

- SKU - F00966130
- Manual Nozzle
 - Built In Filter and Lever Lock
 - Ability to Colour Code
 - Fluid Inlet: DN15 (1/2") F BSP
 - Working Pressure: 994 PSI



NOZZLE OIL PIUSI EASY FLEXIBLE SPOUT 30LPM

- SKU - F00966140
- Manual Nozzle
 - Built In Filter and Lever Lock
 - Ability to Colour Code
 - Fluid Inlet: DN15 (1/2") F BSP
 - Working Pressure: 994 PSI



NOZZLE COOLANT PIUSI 30LPM

- SKU - F00976W10
- Built Lever Lock
 - Spout: Rigid
 - Fluid Inlet: DN15 (1/2") F BSP
 - Working Pressure: 362 PSI



NOZZLE COOLANT PIUSI K400 ELECTRONIC RIGID SPOUT 30LPM

- SKU - F00976W0A
- Built In Lever Lock
 - Spout: Rigid
 - Fluid Inlet: DN15 (1/2") F BSP
 - Working Pressure: 362 PSI



NOZZLE OIL PIUSI K40 MECHANICAL RIGID SPOUT 30LPM

- SKU - F00973030
- Built In Filter and Lever Lock
 - Ability to Colour Code
 - Fluid Inlet: DN15 (1/2") F BSP
 - Working Pressure: 994 PSI

METERS / NOZZLES LUBRICATION



NOZZLE OIL PIUSI K40 MECHANICAL FLEXIBLE SPOUT 30LPM

- SKU - F00973020
- Built In Filter and Lever Lock
 - Ability to Colour Code
 - Fluid Inlet: DN15 (1/2") F BSP
 - Working Pressure: 994 PSI



NOZZLE OIL PIUSI K400 ELECTRONIC RIGID SPOUT 30LPM

- SKU - F00984000
- Built In Filter and Lever Lock
 - Ability to Colour Code
 - Fluid Inlet: DN15 (1/2") F BSP
 - Working Pressure: 994 PSI



NOZZLE OIL PIUSI K400 ELECTRONIC FLEXIBLE SPOUT 30LPM

- SKU - F00984010
- Built In Filter and Lever Lock
 - Ability to Colour Code
 - Fluid Inlet: DN15 (1/2") F BSP
 - Working Pressure: 994 PSI



NOZZLE OIL PIUSI PISTOL-ONE RIGID SPOUT 60LPM

- SKU - F00640010
- Built In Lever Lock
 - Fluid Inlet: DN20 (3/4") F BSP
 - Working Pressure: 994 PSI



NOZZLE OIL PIUSI PISTOL-ONE FLEXIBLE SPOUT 60LPM

- SKU - F00640020
- Built In Lever Lock
 - Fluid Inlet: DN20 (3/4") F BSP
 - Working Pressure: 994 PSI



NOZZLE OIL PIUSI EASY NEXT/2 RIGID SPOUT 60LPM

- SKU - F00974010
- Built In Lever Lock
 - Calibration: Factory Set / Field Calibration
 - Fluid Inlet and Outlet: DN20 (3/4") F BSP



NOZZLE OIL PIUSI EASY NEXT/2 FLEXIBLE SPOUT 60LPM

- SKU - F00974020
- Built In Lever Lock
 - Calibration: Factory Set / Field Calibration
 - Fluid Inlet and Outlet: DN20 (3/4") F BSP



Piusi Filter

SKU - F0777200A

- DN25 (1") F BSP Inlet and Outlet
- 10 micron filter element
- Removes particulate
- 60lpm flow rate.
- Max Pressure 12 Bar
- Suitable for Gravity Fed or Pumped applications



Filter Donaldson Bulk HP Filtration

P566023 – HP Single Head

P566024 – HP Single Head with Bypass

P565184 – 4um Element

P565185 – 8um Element

T565183 – 14um Element

High efficiency single pass lubricants filtration

- Working Pressure – 1000 PSI
- Connection – SAE16 O-Ring
- Indicator
- Max Flow Rate – 189 LPM
- Beta 2000
- Working Pressure 1000 PSI



Hose Reel Oil Piusi 1/2" x 15m Spring Rewind

SKU - HA6015120B

- Spring Rewind Hose Reel c/w 15m x DN15 (1/2") ID Hose
- Maximum Working Pressure: 870 PSI
- Pressure Drop: 230 PSI @ 30 LPM
- Inlet with Swivel: DN15 (1/2") M BSP
- Outlet Hosetail: DN15 (1/2") M
- Weight: 19 KG



Hose Reel Grease Piusi 3/8" x 15m Spring Rewind

SKU - HA40153800A

- Spring Rewind Hose Reel c/w 15m x DN10 (3/8") ID Hose
- Specifically designed for dispensing of Grease
- Maximum Working Pressure: 5800 PSI
- Pressure Drop: 2320 PSI @ 60 GRAM MIN – based upon NLGI 2.5 Grease
- Inlet with Swivel: DN10 (3/8") F BSP
- Outlet Hosetail: DN10 (3/8") F
- Weight: 25 KG



Hose Reel Air Coolant Water Piusi 1/2" x 15m Spring Rewind

SKU - HA20151200A

- Spring Rewind Hose Reel c/w 15m x DN10 (3/8") ID Hose
- Inlet with Swivel: DN15 (1/2") M BSP
- Outlet Hosetail: DN15 (1/2") M
- Weight: 17 KG



OilSafe Lubrication Management System

- Identify / Store / Transfer
- Colour Coded Workshop Best Practice
- Enable the systematic and standardised delivery of well identified and clean lubricants from bulk storage to the point of application
- 10 Colours
- Drums: 1.5L / 2L / 3L / 5L / 10L
- Lids: Utility / Stretch Spout / Mini Spout / Stumpy Spout / Storage
- Pumps: Standard and Premium



MCO 2.0 Lubrication Management


- Comprehensive workshop lubricants management system
- Scalable to adapt to the smallest or largest workshop application
- Choice of WiFi or LAN Hardware Connection
- Tank Gauging Interface via OCIO 2.0 ATG
- Manage dispensing and job allocation of Fuel, Lubricants, Coolant, Adbue and Waste Oil evacuation
- API interface with Accounting and DMS



MCO GO Lubrication Management

- Cloud based simple plug and play workshop lubrication management system
- 6 Fluids per Control Unit
- Fluid Control via GPV 2.0 Pulse Meter / Solenoid Unit
- Optional Ticket Printer
- csv interface with Accounting or DMS
- Tank Gauging Calculated Reading Only

LUBRICATION EQUIPMENT



FIELD SERVICE

Our goal is to keep our customers fuelling. Your non-core is our core. Site petroleum facilities are often untouched and unkept. It is only when your fleet is standing still and can't access fuel from your site tank that you realise the importance of the reliability and operation of your petroleum equipment.

Our trained technicians are experts in routine servicing or urgent assessment and repair. The GO Industrial Field Service Team is available 24 hours a day, seven days a week, to make sure your petroleum assets are always protected.

We have developed and implemented world class systems to assist you with the maintenance and compliance of your site petroleum equipment.

Our focus is downstream commercial petroleum equipment. We are in a unique position to provide you with both expert statutory compliance advice and industry best practice experience, to ensure that your petroleum facilities are operating at their best.



Our goal is to keep our customers fuelling. Our trained technicians are experts at preventative maintenance or urgent assessment and repairs



P: 0800 688 700
E: sales@goind.co.nz
W: goind.co.nz

Brisbane | Sydney | Melbourne | Adelaide | Perth | New Zealand | Indonesia |
Philippines | Singapore | United Arab Emirates

